

ICSA How-to Guide

23mofang: Checking Your Results

International Child Search Alliance



To review your results, login to 23mofang on Google Chrome, and it will translate the website for you.

View Your Matches

Click *Genetic search for relatives* to see your matches.

The left screenshot shows the 23mofang app interface with the following elements:

- Header: 23mofang logo, menu icon, and profile picture.
- Test results section: 'Ancestor' card with text: 'Explore your ethnic ancestry through DNA and learn about the migration paths of your ancestors.'
- Discover section: Three buttons: 'Community', 'Genetic search for relatives' (circled in orange), and 'Gene tracing'.

The right screenshot shows the results for a match named 'Lou**' from Loudi City, Hunan Province. It includes filters for 'According to the distance of relationship', 'Precise screening', and 'Distribution of native places'. Below, it lists matches within three generations and five generations and above.

Review Your Ethnic Breakdown

The first screenshot shows the 23mofang app interface with the 'Ancestor' section circled in orange.

The second screenshot shows the 'Ancestor' section with the 'Ethnic integration' section circled in orange. The text reads: 'Your blood is integrated with the blood of four ethnic groups: the southern Han, Zhuang-Dai, Miao, and Lahu.'

The third screenshot shows a map of China with ethnic groups highlighted and a donut chart representing the ethnic breakdown:

Ethnic Group	Percentage
Chinese nation	100%
Southern Han	56.12%
Zhuang and Dai ethnic groups	30.34%
Miao	11.73%



Learn Where Your DNA Relatives Live

The first screenshot shows the 'Ancestor' section with a red header and a description: 'Explore your ethnic ancestry through DNA and learn about the migration paths of your ancestors.' Below it are buttons for 'Community', 'Genetic search for relatives', and 'Gene tracing'.

The second screenshot shows the 'Gene relationship distribution' section with a red header and a description: 'People who are genetically related to you are mainly distributed in Guangdong, Fujian, Zhejiang and other places.' Below it are sections for 'Ethnic integration', 'Neolithic civilization', and 'Paternal ancestral migration routes'.

The third screenshot shows the 'Distribution of native places' section with a map of China and a table of provinces. The table lists the number of genetic relationships for each province: Guangdong (39), Fujian (10), Zhejiang (5), Taiwan (4), Hainan (4), Hubei (3), and Jiangxi (3).

When you click on the provinces, it shows you specifically where your matches come from!

The first screenshot shows the 'Distribution of native places' section with a map of China and a table of provinces. The table lists the number of genetic relationships for each province: Guangdong (39), Fujian (10), Zhejiang (5), Taiwan (4), Hainan (4), Hubei (3), and Jiangxi (3).

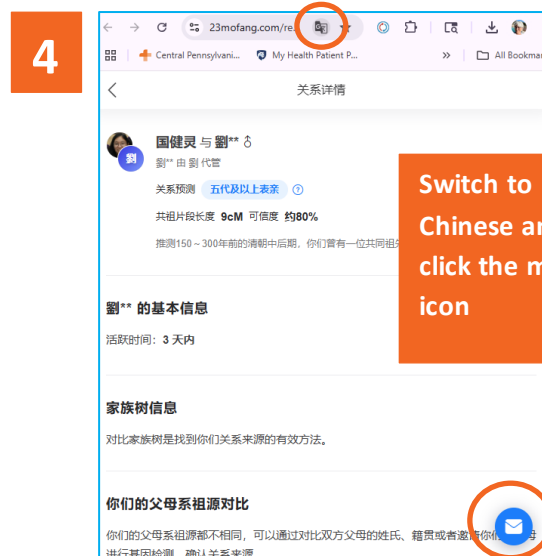
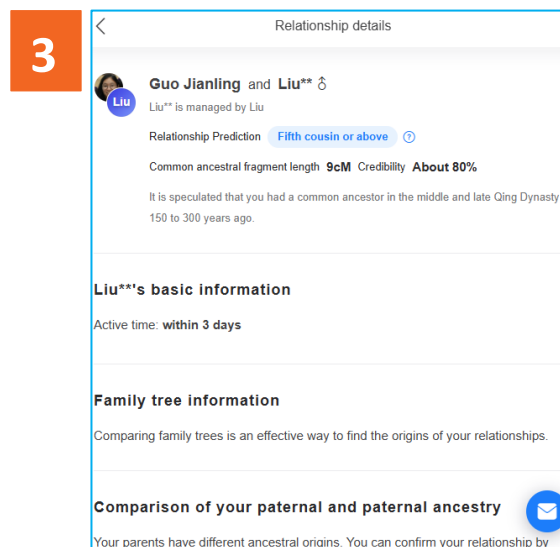
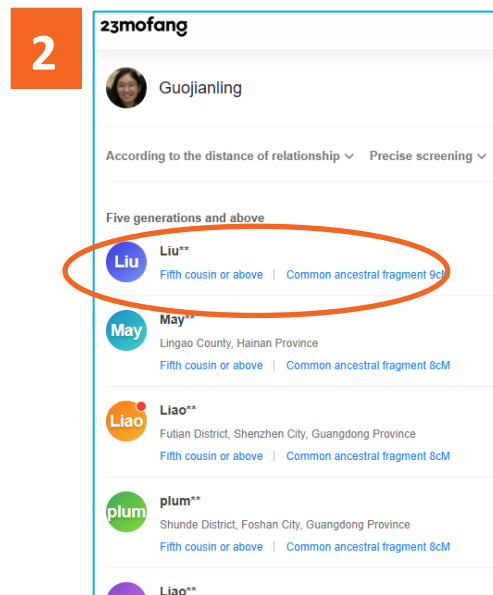
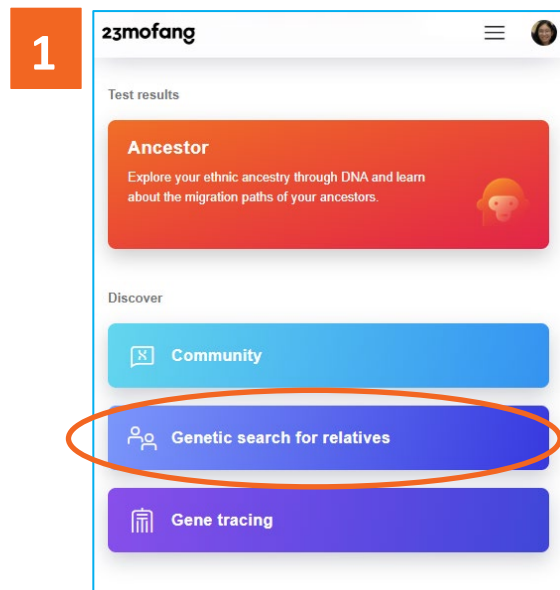
The second screenshot shows the 'Guangdong Genetic Relationship 39' section with a list of specific locations in Guangdong. The locations are: Maoming (8), Zhanjiang (4), Shenzhen (4), Jieyang (3), Foshan (3), Dongguan (2), Heyuan (2), and Meizhou (2). Each location has a list of sub-locations with a right arrow indicating further details.



Message Your Matches

You can message your matches through the website or in the app. To message a match through the website, set Google translate to Chinese again – otherwise it will not go through. Keep initial messages light; introduce yourself as being adopted from China, that you know nothing about your birth family, and that you would like to get to know a little about some of the people related to you. You might also try attaching your WeChat QR code to see if they'll add you on WeChat where it will be easier to converse.

You can only send two messages and need to wait for a reply from the other person before sending additional messages. If the recipient doesn't read the message within seven days, the system automatically sends a text message to them.




Asking 23mofang to Contact a Match **NEW!**

It can be frustrating trying to get in touch with your matches since many often don't respond, even after the text message prompt. If you're still not getting a response, 23mofang offers a paid service where they will help you contact the match.

The fee for this service is 99 RMB per person contacted, around \$15 USD. The easiest way to pay is to add a credit card to your WeChat account.

To get started, scan this QR code in WeChat to get in touch with a 23mofang representative.



Explain to them why you would like to get in touch with the match and that you would like their help. They will ask you to agree to respect the person's privacy, that if the person provides their contact information, you will not independently forward or disclose any relevant information about the person, nor use the information for any other purpose other than seeking contact.

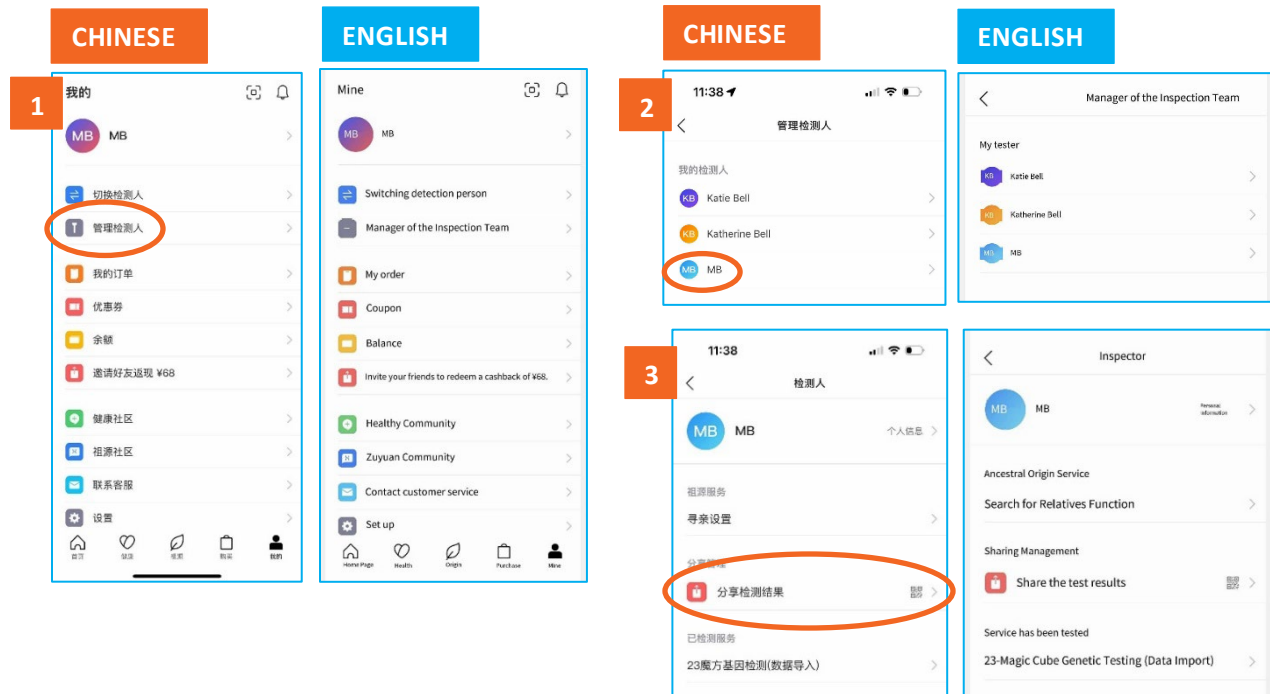
Once 23mofang has your payment, they will attempt to contact the person within three working days. There are no guarantees that the person will respond, and there are no refunds for failed contact attempts. But this method HAS worked for some adoptees; it's worth a try!



Share Your Results with a QR Code

You can share your results with another person by generating a QR code in the app. Your information will be added to the 23Mofang account of that person or, if you share it in a group, to the accounts of the members who scan the QR code. They only can view the results; they cannot edit or message matches.

1/Click the grey test tube, 2/select the account you want, and then 3/click the pink button to generate the code. The code works only for a short time, and then you'll need to generate a new one. Although the QR code expires, once your results are added to someone's account, they stay there until that person deletes them.



Join a WeChat Group of Experts

If you have tested directly with 23mofang by submitting a saliva or blood sample, you can join a WeChat group to have your match results examined by volunteers. These volunteers are not affiliated with 23Mofang but have a passion for ancestry and are very knowledgeable about where your relatives might live. Send a friend request on WeChat to either to Jolanda at JolandaBlaauwNL or Mikayla at Catlover_2025, and ask to be added to the *23Mofang Home Search Group*.

Note that this group can only help those who have tested directly with 23mofang by submitting a saliva or blood sample, not those who have only uploaded their DNA results from 23andMe.

Find additional 23mofang how-to guides on the ICSA website – icsachina.org/resources

