


# ICSA How-to Guide

## Verifying WeChat



### Verifying WeChat

Here are instructions on how to have someone verify your WeChat account.

---

#### Verification

WeChat might tell you to have a friend verify you.

If you sign up in the **United States, Canada**, the Philippines, Cambodia, Malaysia, India, Indonesia, Vietnam, Russia, you need a friend from **your country** to assist with sign-up. Your friend must have:

1. signed up more than one month ago.
2. not used the Registration Assistant to help others within the past month.
3. not been blocked from login recently.

If you sign up in **other regions**, you can find a WeChat user from **any region** to assist with sign-up.

Your friend must have:

1. signed up more than one month ago.
2. not used the Registration Assistant to help others within the past month.
3. not been blocked from login recently.

Also the rules seem to be that you can only verify, help a friend, etc.:

- once per month
- two accounts per six months
- three accounts annually

The next page shows **two options** for verification. If you don't have anyone to help you verify, ask for help in your searching or province groups on Facebook.

Once verification is completed:

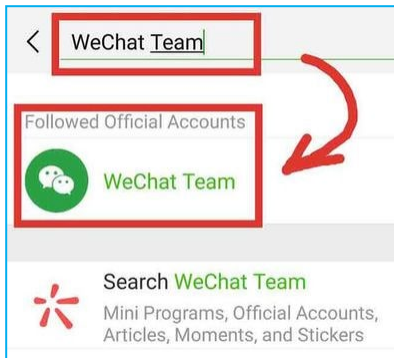
1. You need to go back to proceed with the registration.
2. For the last step, you might need to use your phone number to send the SMS code to WeChat. If not, you have already created your account.



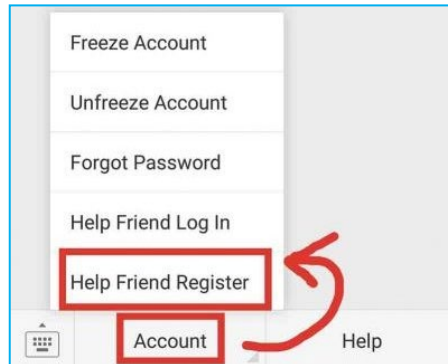
---

## How to Verify Someone on WeChat via Phone Number

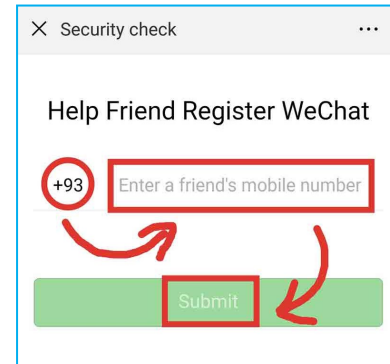
These steps are **for your WeChat friend**. Share these directions with the person helping you. While doing this, it's best to have contact with your friend online; your request for verification expires very quickly!



Open WeChat. Tap Contacts or Chat. Search *WeChat Team* in the search bar or find *WeChat Team* in contact list.



Open *WeChat Team*. Click *Account* on the bottom of the screen. Click *Help Friend Register*.



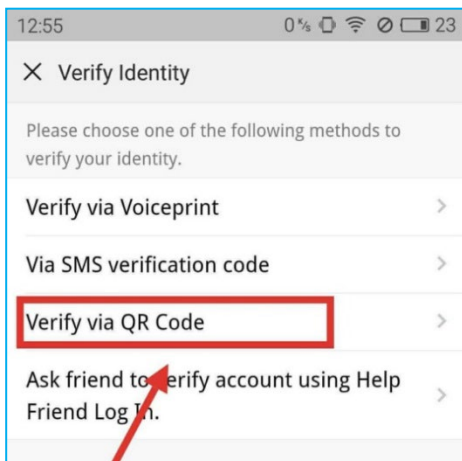
Ask your friend to select your region code and enter your phone number as instructed. Delete the 0 between country code and phone number. Click *Submit*.

---

## How to Verify Someone on WeChat via QR Code

While doing this, it's best to have contact with your friend online. The QR code expires very quickly!

You do this first:



Click *Verify via QR Code*



Long press the QR code. Click *Save Image* of your QR code on your phone (you can also choose to take a screenshot). Send your QR code image to your friend.

Then your friend does this:

- Click the QR code image once.
- Long press the QR code image and then tap *Scan QR code in image*. Or scan the code with WeChat scanner. The QR code expires very quickly. If QR code expired, you need to refresh it!

*More:* [Four ways to verify WeChat on new device](#)

