

ICSA How-to Guide

All About WeChat



International Child Search Alliance

Why Have a WeChat Account?

WeChat is the main messaging app used in China. It is not only an instant message media platform but also a social media platform. It combines Facebook and WhatsApp but is easy to use. Little by little you can add contacts from friends as well as from China, join different search groups both “domestic” and Chinese, and much more.

You must have a working WeChat account if you want to be on a group search poster.

Install WeChat

Install on your PC first: wechat.com/en/, then download the WeChat app to your mobile. Follow instructions. Write down username, password and the phone number you used and keep safe.

More: [How to sign up WeChat account 2020](#) / [How to create a WeChat account \(video\)](#) / [How to create WeChat account \(video\)](#)

Verification

WeChat might tell you to have a friend verify you.

If you sign up in the **United States, Canada**, the Philippines, Cambodia, Malaysia, India, Indonesia, Vietnam, Russia, you need a friend from **your country** to assist with sign-up. Your friend must have:

1. signed up more than one month ago.
2. not used the Registration Assistant to help others within the past month.
3. not been blocked from login recently.

If you sign up in **other regions**, you can find a WeChat user from **any region** to assist with sign-up.

Your friend must have:

1. signed up more than one month ago.
2. not used the Registration Assistant to help others within the past month.
3. not been blocked from login recently.

Also the rules seem to be that you can only verify, help a friend, etc.:

- once per month
- two accounts per six months
- three accounts annually

The next page shows **two options** for verification. If you don't have anyone to help you verify, you can also ask on the [ICSA Facebook page](#)!

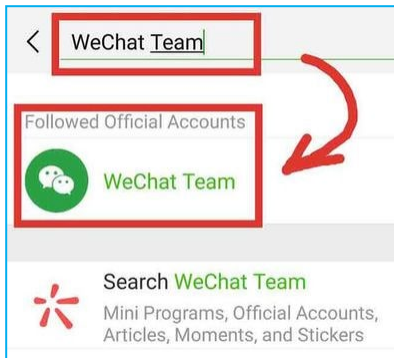
Once verification is completed:

1. You need to go back to proceed with the registration.
2. For the last step, you might need to use your phone number to send the SMS code to WeChat. If not, you have already created your account.

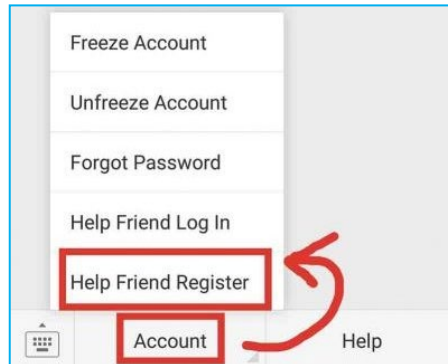


How to Verify Someone on WeChat via Phone Number

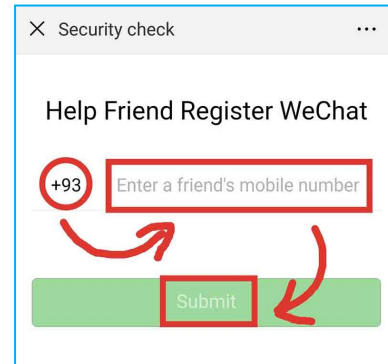
These steps are **for your WeChat friend**. Share these directions with the person helping you. While doing this, it's best to have contact with your friend online; your request for verification expires very quickly!



Open WeChat. Tap Contacts or Chat. Search *WeChat Team* in the search bar or find *WeChat Team* in contact list.



Open *WeChat Team*. Click *Account* on the bottom of the screen. Click *Help Friend Register*.

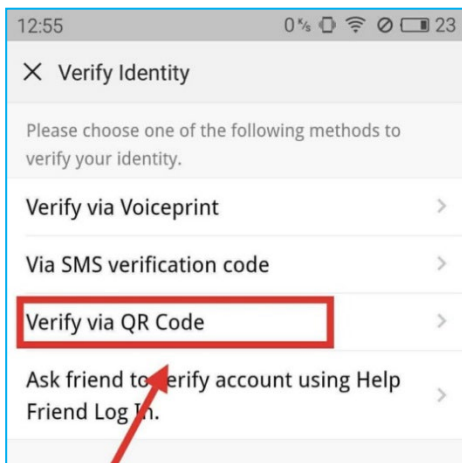


Ask your friend to select your region code and enter your phone number as instructed. Delete the 0 between country code and phone number. Click *Submit*.

How to Verify Someone on WeChat via QR Code

While doing this, it's best to have contact with your friend online. The QR code expires very quickly!

You do this first:



Click *Verify via QR Code*



Long press the QR code. Click *Save Image* of your QR code on your phone (you can also choose to take a screenshot). Send your QR code image to your friend.

Then your friend does this:

- Click the QR code image once.
- Long press the QR code image and then tap *Scan QR code in image*. Or scan the code with WeChat scanner. The QR code expires very quickly. If QR code expired, you need to refresh it!

More: [Four ways to verify WeChat on new device](#) / [When you don't have anyone on WeChat to verify you](#)



Important Tips

When your account is set up, do these steps next:

- Add some contacts.
- Set emergency contacts. Separate instructions on icsachina.org/resources
- Customize your WeChat ID. See instructions below.
- Add profile picture.

More: [WeChat top features guide \(video\)](#) / [How to Add/Change WeChat Profile Picture \(video\)](#)

Stay Active!

Why it's important to check your account.

WeChat is the primary way people in China communicate. If you're searching and have your WeChat QR Code or WeChat name posted as the contact, you'll need to check frequently for new friend requests. Many times, birth families will add you as a contact then have minimal communication. It takes time to build trust. When someone's trying to contact you and you don't respond immediately, they'll lose trust.

How often to check your WeChat account?

You should check your WeChat account **several times a week, if not daily**. If someone's trying to contact you for searching purposes, you do not want them to lose trust.

How often to post on WeChat?

Find a friend who is also on WeChat. Post something to your friend(s), groups, or on your moments. You need to post something often. The time is unknown.

However, not posting on your WeChat will cause your account to get locked.

You can get it unlocked, but this could be a very frustrating experience. POST OFTEN!

Back-up, Migrate and Restore WeChat History

Install WeChat on PC first: wechat.com/en/ if you haven't done that. Back up history and migrate to new device: bit.ly/30pEf1n and chinahelp4u.com/backup-and-restore-wechat-chat-history/

Do this monthly so you don't lose contacts and chat history in case your phone gets lost, stolen, or crashes.

Locked Out/Blocked

10 [Do's and Don'ts](#) to Avoid Having Your WeChat account blocked

[What to do if you get locked out](#) of WeChat

[How to unblock](#) your WeChat account

[Not able to unblock](#) your WeChat account

You can also try reinstalling the application or signing up for a new WeChat account using a different phone number; however, you will lose your information if you don't have a backup copy.

Can I recover my deleted WeChat account?

Your WeChat account will be automatically logged out after the account cancellation request is successfully submitted.

To cancel your account deletion, log into your WeChat account **within 60 days** after submitting your application.

After 60 days, your account and all your information will be permanently deleted, and you won't be able to retrieve your WeChat account.

How to translate using WeChat

When communicating with someone in China, you will see Chinese characters. Touch the characters and hold until you see the black bar appear. Scroll to the right and click *Translate*.

For images with Chinese text, long press on the image and WeChat will scan it and translate most of the text in the image.

WeChat cannot translate all information. You can copy and paste text into Google Translate. You can also do a screenshot and put into Google Translate, or save an image with text and translate via Google Translate.

How to join a group search poster
icsachina.org/province-search-posters/

More information

WeChat help center: help.wechat.com/cgi-bin/newreadtemplate?t=help_center/index&lang=en&Channel=helpcenter

and here:

chinahelp4u.com/category/category/wechat/



WeChat Name, ID and QR Code

People can search you on WeChat by scanning your *personal QR code* or by searching your *WeChat ID*.

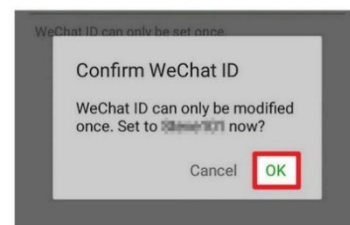
Searching by WeChat ID is only possible when you customize your ID. WeChat gives you a standard (very long) WeChat ID starting with *wxid*. These IDs are NOT searchable.



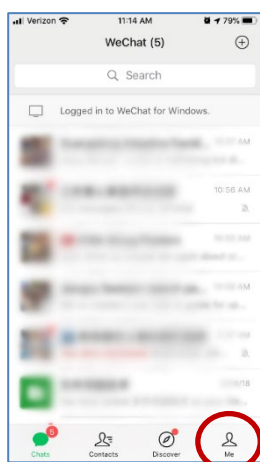
Customize Your WeChat ID

Here's how to change your WeChat ID. **Pay attention – this can only be done once!**

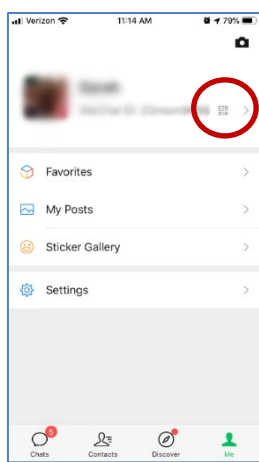
1. Begin by opening the WeChat app on your device. If you are not already logged in, log into your account.
2. Once logged in, tap on the *Me* icon at the bottom of your screen. If a conversation is opened, tap the back button.
3. Tap *Settings*>*Account Security*.
4. Tap on *WeChat ID* at the top of your screen. If a text field doesn't open, you can't change your WeChat ID. If it does, type in the new WeChat ID and hit *Save*.
5. Double check that this is the ID you want since you will only have this one chance to change it. Click *OK* in the dialogue box that appears to confirm the new ID.



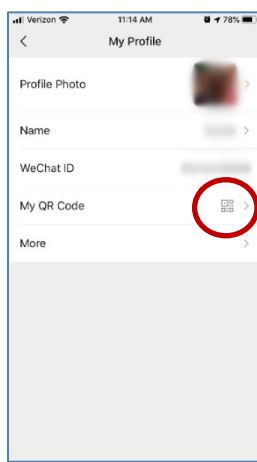
Find Your QR Code



Click on *Me* button



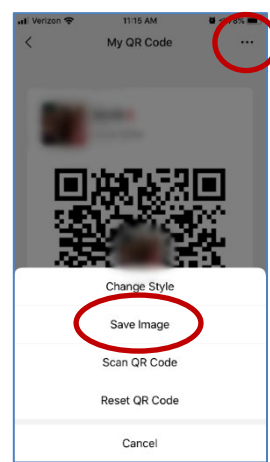
Click on *WeChat ID*



Click on *My QR Code*



This is your QR code

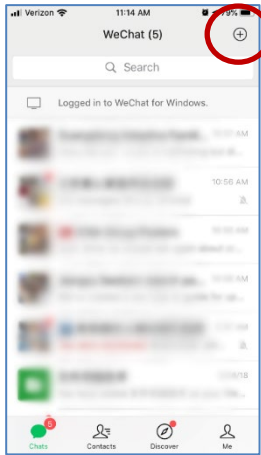


Click on the three dots to save your QR code as a jpg

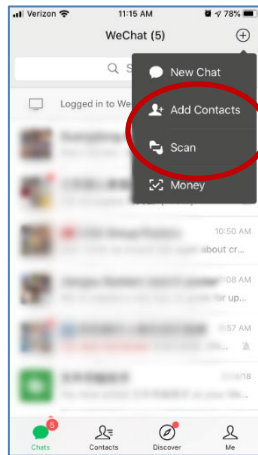
More: [Find your QR code and scan a friend's QR code \(video\)](#)



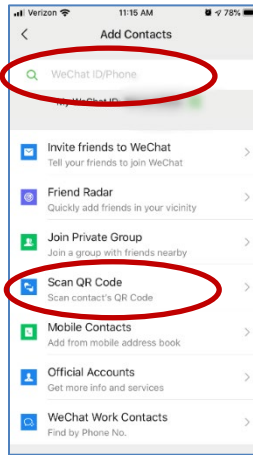
How to Add a Contact



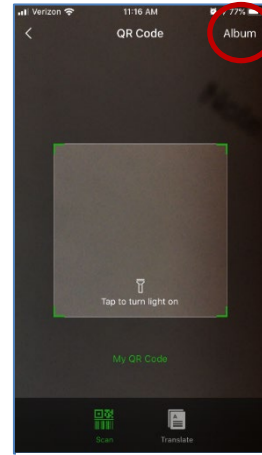
Click the + to add a contact



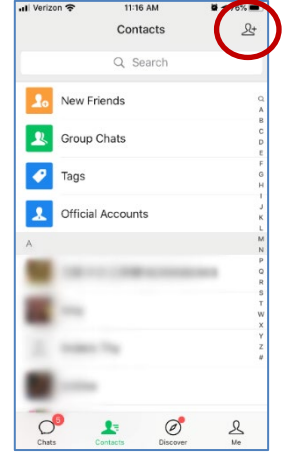
Click *Add Contacts* or *Scan*



Either type the WeChat ID of the person you're adding in the search box or click to Scan their QR code



Either scan a code from another device or click on *Album* to scan from your pictures



You can also click on Contacts and then the person icon +

